



The Community Hub

Back & looking better than ever!

Following the completion of our Refurbishment Project during lockdown, the hall has now reopened and we are very proud of it's modern, fresh look.

While most groups and classes will restart after the summer holidays in September, the hall can be hired for private functions and professional bookings, in keeping with government guidelines regarding group numbers and social distancing.

Please call if you are interested in discussing room hire or wish to come and view our available areas.

Our Contact Details

Tel: 01535 272 786

Email: wvh@btconnect.com

Website: www.wilsdenvillagehall.co.uk

Facebook Page:

www.facebook.com/wilsdenvillagehall.co.uk

Twitter page:

www.twitter.com/wilsdenhall.co.uk

Useful / Emergency Contacts

For people needing non-medical help or support: 01274 431 000

For all Bradford Council information: www.bradford.gov.uk or 01274 432111

Police, Fire, Ambulance: 101

Life-threatening emergency only: 999

Adult social care, if concerned about care package: 01274 435400

Adult social care out of hours: 01274 431010

Business support - www.investinbradford.com or 01274 437722.

Children's social care: 01274 435600 and Children's out of hours: 01274 431010

Childline: 0800 1111

Domestic abuse: 0808 2800 999 and Out of hours: 0808 2000 247

Hate crime reporting: 08001 691664

Mental wellbeing crisis support: www.bdct.nhs.uk/services/firstresponse

* Greetings from the Team

Milton Pearson

Manager



Paul Westcott

Deputy Manager



Kelley Sutcliffe

Administration

Assistant



Marcus Dickerson

Maintenance Manger



It's been a busy time at the hall during lockdown with the refurbishment project which spanned over 10 weeks from start to finish.

While Milton, Marcus and Paul have been busy with the project, Kelley has continued her administration duties from home as well as setting up "Kelley's Cookery Corner" on our Facebook page (See our recipes of the season on Pages 9-11).

We are now looking forward to when the groups and classes restart and having the hall back in full use for private bookings and fund-raising events in due course.



* Decorating Project

When our normally bustling hall was closed due to lockdown, we saw the opportunity to spend the time refreshing our rooms and facilities whilst the weekly groups and classes were not running.


Most of the rooms in the hall have now been modernised with neutral fresh paint, new smart flooring, new curtains, light fittings and mirrors as well as 5 new mirror balls in the main hall.

Our staff could not have achieved all of this without the help of our hard-working volunteers who gave up their precious time. Some of the team helped for a few days or weeks and some for the whole duration of the project. We are so grateful for all the time these amazing people have dedicated to our project.

Thank you to all who have supported the project in many different ways, we couldn't have achieved the fantastic outcome without each and everyone of you!



Main photo: (left to right) **John Rogers, Richard & Audrey Freeman, Bee & Emily Overend, Karen Padgett.** Top photo above: **Milton Pearson & John Rogers.** Bottom photo above: **Christina Watkinson & Jane Pearson.** Bottom photos: (left to right) **Marcus Dickerson, Jason Temple, Kelly Williams.**



* Decorating Project - Special Thanks!

We received many kind gestures of help and assistance from different individuals and businesses. In particular we would like to thank.....

Brewers, a Leeds based paint supplier who very kindly offered us 55 litres of paint for the project!


Paddy MacPaddin of Carpet Sparkle who volunteered to help with the task of cleaning all 60 of our fabric chairs plus 2 small sofas.

Cath Bacon, a Wilsden villager who very generously auctioned a brand new strimmer she had won in a raffle and donated the proceeds to the hall.

Locals, **Stephen Owens, Stella Downs, Beth (from Saltaire), Clare Ashdown, Matt Barnett, Sarah Badger Snape, Zoe Millar, Judith Hales** and **Pam Orme** for donating items we needed as finishing touches, such as mirrors, a clock, a table top and glitter balls.

The New Inn for their support with donations of glasses and surprise visits with cakes for our workers.

We are so grateful for all of the support and donations we received, you all really helped to make our project a huge success!



At the end of the 10 week project, we celebrated with an open day on Saturday 18th June so that we could welcome visitors to see our newly decorated rooms, enjoy some refreshments and meet some of the volunteers who gave tours of all the areas which they are so proud of. Thank you to everyone who came along and to the **Wilsden W.I** ladies who very kindly donated some delicious cakes for the event and also those who helped with serving and clearing up.



* Sponsored Walk

Young Wilsdener, Isla Sutcliffe decided that to earn her Brownies Charity Badge she wanted to complete a sponsored walk to raise funds for Wilsden Village Hall.

The 7 year old daughter of our Administrator, Kelley, chose to do a 6.5 mile walk from her home in Wilsden to Bingley and back, on Saturday 13th June.

Isla and her Dad, Mathew, created a Just Giving Page to raise awareness of her cause and receive sponsorship. This was sent to family and friends and also posted on local Facebook groups.

It was a gruelling challenge for Isla as the day turned out to be warm and humid which added to the struggle back uphill from Bingley to Wilsden.

However, she made it back home and across the finish line in just under 3 hours which was a great achievement.

Isla received many kind donations both online and directly to the hall and she raised a fantastic £1505. These funds will go towards the cost of the refurbishment project which is very gratefully received.



**Many Thanks for the kind support of all
who donated and
a big Well Done to Isla!!**

* Wilsden Coronavirus Support Group

This group have been such a fantastic asset to the village during lockdown. They have supported and provided peace of mind to so many households by helping with shopping, collecting and delivering prescriptions as well as resolving a variety of requests for help and assistance over the months.

As the seriousness of the pandemic decreases and government restrictions ease, the group will slowly wind down it's duties over the month of August in line with the end of shielding for vulnerable people.

However, this will be a gradual process and support and guidance will be provided to all clients.

We'd like to take the opportunity to thank each of the "Coronavirus Angels" for their hard work and willingness to help our clients. Lockdown would have been a scarier time for lots of people without your generosity.

A Special Thanks to **Lesley Jackson** who kindly donated 40 of her hand-made face masks for the volunteers and their clients to use. This was so kind of you and very much appreciated.



* Wilsden Youth Volunteer Scheme



The Wilsden Youth Volunteer Scheme (WYVS) is set up BY THE YOUTH, FOR THE YOUTH. Created by sisters Emily and Beatrice Overend who are also the prescription collectors for the Wilsden Coronavirus Support Group, the scheme aims is to allow the younger generation to have opportunities to volunteer in our village. This will not only look good on CVs and in interviews ("What did you do during the coronavirus pandemic?"), but will help mental wellbeing and bring our community together.

A fantastic example of this is the photograph competition they are organising. The aim is to produce a calendar for 2021 with the 12 winning entries and raise funds for the hall to decorate the remainder Youth Centre to modernise in line with the rest of the rooms.

They have also set up an Ecobricks project with the aim of building a planter out of the Ecobricks.

Anyone of any age can get involved with this project. All you need is a PET 500ml bottle and some plastic to fill it with (eg. plastic bags). Each Ecobrick must weigh at least 165g. Once you've made your Eco-brick/s, please drop them at the Village Hall. We are also collecting empty 500ml bottles which can also be dropped at the village hall.



Wilsden Photograph Competition

Organised and judged by Wilsden Youth Volunteer Scheme

Why we're doing it:

- We are raising funds to renovate the areas in and around the Village Hall youth area
- Winning photographs will be used to make a Wilsden 2021 Calendar to raise further funds for the Village Hall youth area

Winners and prizes:

- There will be 12 winners, and each winner's photograph will be featured in the Wilsden Calendar
- 1st prize will also win £15, 2nd prize £10 and 3rd prize £5
- There will be 9 runners up



How to enter:

- It costs £1 per photo to enter (please drop this off at the village hall in an envelope with your name)
- Please email your photograph, name and phone number to wilsdenyouthvolunteers@gmail.com OR deliver a memory stick with your photograph on to the Village Hall in an envelope with your £1 entry fee. Please include your name and phone number so we can contact you if you win! If you are unable to leave your house but would like to get involved, please ring the Village Hall on 01535272786
- Please let us know where the photograph was taken

Rules:

- You must have taken the photograph yourself
- The photograph must be of Wilsden
- The photographs must not feature people in them for safeguarding reasons
- If you are under 16, the photograph must be emailed to us by a parent or carer

Entry Closing
Date: 16th
August 2020

* **Wilsden still needs You!**


Throughout the Covid 19 pandemic we have had wonderful acts of neighbourliness and kindness taking place which have proved that Wilsden is a great place to live.

Have you felt the volunteering ‘feel-good’ glow ?



Now that we are facing our ‘new normal’ and shops and services are re-opening, we have a great need for volunteers to help to run some of these services.

Wilsden library (Tuesdays only), the Volunteer Car Scheme and Wilsden Community Post Office are all looking for extra volunteers.



Could you help?

Please contact:

Simon Dickerson (Library)
01535 275008

Peter Allison (Car Scheme/Post Office)
01535 273403

* **Kelley's Cookery Corner**
Recipes of the Season
Starter & Main



Roasted Garlic Soup



Ingredients:

2 garlic bulbs to roast (unpeeled)
 3 tbsp olive oil
 1 large onion, chopped
 Fresh Thyme, chopped
 15 garlic cloves, peeled & chopped
 Vegetable stock
 Salt & pepper to season

Method:

Preheat oven to 190 degrees C / Gas 5

To roast the garlic: Separate garlic bulbs into cloves, place unpeeled in an ovenproof dish and add 1 x tbsp of olive oil. Add salt & pepper. Mix together so cloves are covered in oil. Seal the dish with foil and roast 45 minutes. Allow to cool then squeeze out the flesh from the skins.

For the Soup: caramelize the onion in the oil until golden brown. Add thyme and the raw chopped garlic then continue to cook on a low heat for 3-4 minutes.

Add the roasted garlic, followed by the vegetable stock, Stir and bring to the boil. Turn down the heat and simmer, partially covered for 5 minutes, stirring occasionally.

Tuna Pasta Bake



Ingredients:

25ml vegetable/olive oil
 200g penne/fusilli pasta
 1 x medium onion, finely sliced
 2 x garlic cloves, finely chopped
 400g tin of chopped tomatoes
 1 x tbsp tomato puree
 100ml milk
 2 x 120g tins of tuna, drained
 1 x 125g ball of mozzarella
 200g grated cheddar cheese
 2 x 25g packets of crisps, crushed
 Salt & pepper

Method:

Preheat oven to 200 degrees C / Gas 6

Cook the pasta, rinse in cold water, drain and allow to cool.

Heat oil in a pan, fry onion and garlic for 8 minutes. Add tomato puree, chopped tomatoes, stir and simmer for 15 minutes.

Add milk, simmer for 5 minutes then add the tuna, salt and pepper.

Add the pasta, stir well and pour into an oven proof dish then top with sliced mozzarella. Mix the grated cheese and crushed crisps in a bowl then sprinkle over the top. Bake in the oven for 20 - 25 minutes until the top is bubbling and golden.

* **Kelley's Cookery Corner**
Recipes of the Season
Vegetarian Main



Ματθαίας's (Mattathias') Greek Cheese Pie



Ingredients:

300g of Feta cheese
 2 decent serving spoon dollops of ricotta cheese
 Two cloves of garlic
 4 shallots or 1 medium onion
 A rolled sheet of puff pastry
 Half a cup of grated hard cheese
 3 eggs
 3 decent handfuls of washed baby spinach
 2 teaspoons of dill
 Sprinkling of chopped chives
 1 teaspoon of ground nutmeg
 A pinch or 2 of ground pepper
 2 good glugs of olive oil + a further 2 for the onions and garlic
 Knob of warmed butter

Method:

Fry the onion or shallots and garlic with olive oil, until soft.
 In a mixing bowl, crumble the feta cheese with your hands until small lumps.
 Add the ricotta, eggs, grated hard cheese, dill, chives, nutmeg, pepper and olive oil.
 Stir until a nice thick mixture.
 Add the fried onion, garlic and spinach.
 Stir again until the spinach is coated in the cheese mixture.
 Pour into glass casserole dish.
 Cover with the puff pastry and trim edges.
 Brush with melted butter and prick holes in top of pastry.
 Cook in a 200c oven for 30-35 minutes or until the pastry looks cooked.



* **Kelley's Cookery Corner**
Recipes of the Season
Dessert & Summer Drink



Coconut Macaroons



Ingredients:

3oz of margarine
 3oz of sugar
 5oz of coconut
 1oz of flour
 1 egg

Method:

Preheat the oven at 190 degrees C / Gas 5.
 Melt the sugar and margarine in a pan.
 Mix the coconut and flour in a bowl then add the sugar and margarine mixture.
 Beat the egg and add to the mixture.
 Mould the mixture using an egg cup and place round balls on a greased oven tray.
 Bake for 20 minutes until golden.

Find Kelley's Cookery Corner on the Wilsden Village Hall Facebook page. Join the Group for easy, delicious recipes and share your own favourites with the other members.

You can add a post to the page or alternatively email and recipes and photos (optional) to: Kelley@wilsdenvillagehall.co.uk.

Elderflower Cordial



Ingredients:

10 large elderflower heads
 900g granulated sugar
 600ml litres water
 2 lemons

Method:

Wash the elderflower heads to get rid of any insects.
 Heat the sugar and water in a large saucepan until the sugar has dissolved.
 Strip large ribbons of zest off the lemons with a vegetable peeler, cut off the knobby ends, then slice the lemon and place in a large bowl with the elderflower heads.
 Pour the hot syrup over the lemons and elderflower heads and give it a good stir. Cover the bowl with a cloth or a big plate and leave it for 24 hours.



* Wilsden Quiz

- Q1. When was Wilsden Village Hall founded?
- Q2. What were the 3 hamlets in this area in 1818?
- Q3. Industrialisation led to the building of mills in the village. The first of which was built in 1810 with a further 7 following in the same century. What were the 8 mills called?
- Q4. The first mill, built in 1810 was Albion Mill. What happened to this mill?
- Q5. What was the original name of The Ling Bob pub when it was built in 1836?
- Q6. What are the other 2 pubs in the village called?
- Q7. Can you find the meaning of Wilsden?
- Q8. Which year was the Squash Club established?
- Q9. What did each of these Wilsdeners receive a Blue Plaque for?
- * Alfred Fowler
 - * Carrie Pickles
 - * Jeff Hall

Information to find in our Timetable (on page 14)

- Which day is the Library on?
- What time does the Tuesday Luncheon Group start?
- What time does the Thursday Afternoon Group finish?
- What day is the Mother & Toddlers Group on?
- Which room is the Pilates class in on a Friday morning?
- Which day & time is Taekwondo Tots on?
- What time does P&J Stompers line-dancing finish on a Tuesday night?

Answers are on page 18

* Events for the future!!

Regular Open Mic Nights



Following the huge success of our first Open Mic Night held in February, we are pleased to announce that this will be a regular event to be held on 2nd Wednesday every other month, once the hall reopens for such events!!

In the meantime, you can practise your act for the big relaunch!

Singers, musicians, comedians, poets.....or any other types of entertainers are welcome!!

Free entry for everyone, just contact Wilsden Village Hall to register your name and type of act once the next date is announced. Or just come along on the night if you would prefer to sit back, relax and watch the show!

WATCH THIS SPACE FOR OUR NEXT DATE!!

* Groups & Classes

Most of our groups and classes plan to restart in September depending on the type of activities and age range of their attendees.

Two groups who are planning to return in August are P & J Stompers Line-dancing group and the Pilates class which both plan to start from first week in August.


PLEASE CONTACT THE HALL TO DOUBLE CHECK START DATES BEFORE COMING ALONG TO ANY GROUPS OR CLASSES (01535 272786)

Have a look at our Timetable on the next page for the days and times of our wide variety of groups and classes which will be returning soon.

WILSDEN VILLAGE HALL TIMETABLE 2020

Day	Group Name	Starts	Finishes	Location	
Monday	Wilsden Walkers	09:15	11:30	Library Room	
	Taekwondo Tots	09:30	10:00	Main Hall	
	Crafty Little Bears	10:30	11:30	Youth Club	
	Wilsden Indoor Bowls	13:30	15:30	Main Hall	
	Wilsden Art Group	14:00	16:15	Library Room	
	Beavers	18:00	19:00	Lower Hall	
	Senior Youth Club	18:30	20:30	Youth Club	
	Girl Guides	19:15	20:45	Lower Hall	
	Zumba Fitness	19:30	20:30	Main Hall	
	Tuesday	Library	10:00	19:00	Library Room
Luncheon Club		12:30	14:10	Main Hall/Kitchen	
Jennifer's Dancekool (3-6yrs)		17:00	17:45	Main Hall	
Jennifer's Dancekool (7-9yrs)		17:45	18:30	Main Hall	
Cubs		18:15	19:30	Lower Hall	
P&J Stompers Line dancing		19:00	21:00	Youth Club	
Scouts		19:30	21:15	Lower Hall	
Wilsden Auctions - Items accepted		19:00	21:00	Main Hall	
(1st Tuesday of the month only)					
Wednesday		Mother & Toddler's	09:15	11:30	Main Hall/Youth Club
	Yoga with Nick Toehill	19:00	20:00	Main Hall/Youth Club	
	Wilsden Auctions & café - Viewings Only	12:00	17:00		
	(1st Wednesday of the month only)				
	Wilsden Auctions Sales	17:00	21:00	Main Hall	
	(1st Wednesday of the month only)				
Thursday	Wilsden Auctions	09:00	12:00	Library Room	
	(1st Thursday of the month only)				
	Wilsden Thursday afternoon Group	14:30	16:30	Main Hall/Library Room	
	Jennifer's Dancekool (10-13yrs)	18:00	18:45	Main Hall	
	Wilsden 1st Brownies	18:15	19:45	Lower Hall	
	Jennifer's Dancekool (14-18yrs)	18:45	19:45	Main Hall	
	Senior Youth Club (12 - 18 yrs.)	18:30	20:30	Youth Club	
Friday	Pilates	09:45	10:45	Main Hall	
	Little Learner/Messy play	11:30	14:30		
	Junior Youth Club	18:00	20:00	Youth Club	
Saturday	Little Bear Feet with Melody Bear	09:30	10:45	Main Hall	
Weekdays	Wilsden Village Nursey School	09:00	15:00	Lower Hall	

Tell Us What you Think About the Hall!



We'd really appreciate you spending a couple of minutes telling us what you think about the hall, its facilities, things we are doing well and areas you think we could improve on.

To do this please click on the link below.

Click [HERE](#) to complete Survey

Alternatively, paper copies of our short survey are available from the hall.

Thank You!!



Did you know that you can donate to our charity at no extra cost to you, when you place orders through Amazon Smile?

Simply log in through www.smile.amazon.co.uk

Shop as usual, then select Wilsden Village Hall as your chosen charity and we will receive a donation for every purchase!

* **We are a Local Charitable Organisation**

Our Village Hall depends on volunteer Trustees to govern how the hall is financed and run for the benefit of Wilsdeners in general.

As a charity, Wilsden Village Hall relies heavily on donations from individuals, groups, organisations and businesses in the community.

We would like to express our sincere gratitude for support we have received up to date and for any future donations of which we would be most grateful.

Thank You!!

Wilsden Village Hall is currently supported by the following groups and organisations:-

- * P&J Idle Stompers
- * Co-op Local Community Fund
- * BMDC
- * Leader
- * The Key Fund
- * Royd House Trust
- * Wilsden Good Neighbours
- * Wilsden Parish Council
- * Wilsden Walkers
- * Wilsden W.I
- * Wilsden Gala Committee
- * Wilsden Thursday Afternoon Group
- * Wilsden Trinity Methodist Church URLEP
- * Mr & Mrs J. Bartle

* Wilsden Quiz Answers

- Q1.** It was founded in 1976 to serve as the hub of Wilsden village.
- Q2.** Maps from 1818 show Wilsden Hill, Wilsden and Lingbob as being three separate and distinct hamlets.
- Q3.** Albion, Bents, Birkshead, Ling Bob, Providence, Royd, Spring and Well House.
- Q4.** It was demolished after it suffered a serious fire in 1990.
- Q5.** The Ling Bob public house was originally known as the Brown Cow Inn. It was situated in the hamlet of Ling Bob, which was separate from the village of Wilsden at that time, however, the locals all knew the pub as the Ling Bob, so the name stuck.
- Q6.** Other pubs are The New Inn and The Villager.
- Q7.** Wilsden has a possible meaning of “land of Welshman” and historically was written as “Wealhas-den”.
- Q8.** 1979
- Q9.** Alfred Fowler – Astrophysicist
Carrie Pickles – Olympic gymnast
Jeff Hall – England footballer

Information to find on the noticeboard:

Which day is the Library on? Tuesdays

What time does the Tuesday Luncheon Group start? 12:30pm

What time does the Thursday Afternoon Group finish? 4:30pm

What day is the Mother & Toddlers Group on? Wednesdays

Which room is the Pilates class in on a Friday morning? Main Hall

Which day & time is Taekwondo Tots on? Mondays at 9:30am

What time does P&J Stompers line-dancing finish on a Tuesday night? 9pm

